

# Acc. Alg2/Trig: Parabola Worksheet

Name \_\_\_\_\_

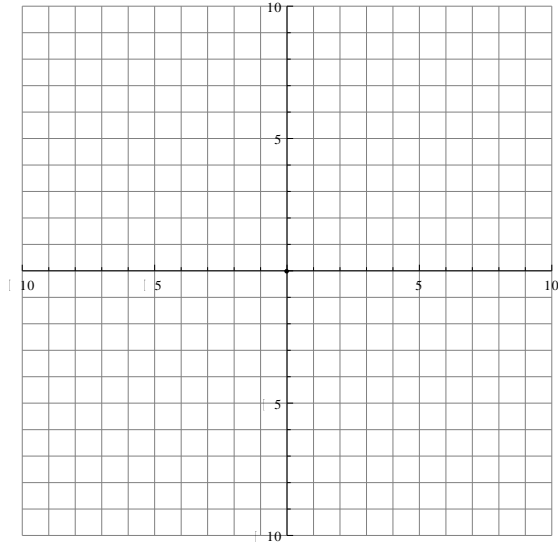
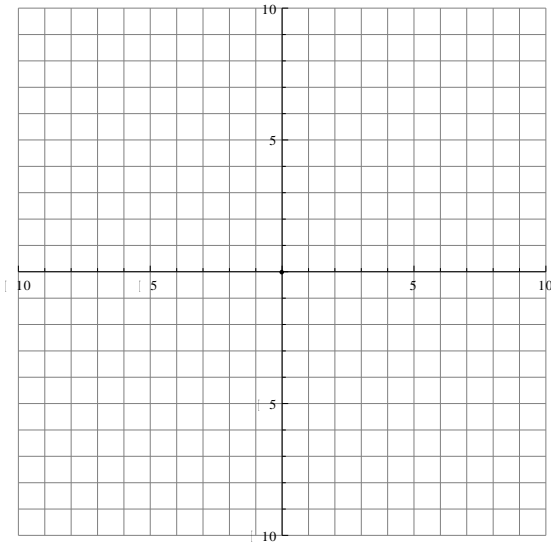
Write down the 2 forms of a parabolic equation:

\_\_\_\_\_

Pick different numbers (between -5 to 5) for h,k, and p and write both equations using the numbers you chose.

\_\_\_\_\_

Now plug in p and move the center to your (h,k) and graph the result below. Be sure to label the foci and directrix



\_\_\_\_\_

\_\_\_\_\_

# Acc. Alg2/Trig: Ellipse Worksheet

Name \_\_\_\_\_

Write down the equation for the ellipse: \_\_\_\_\_

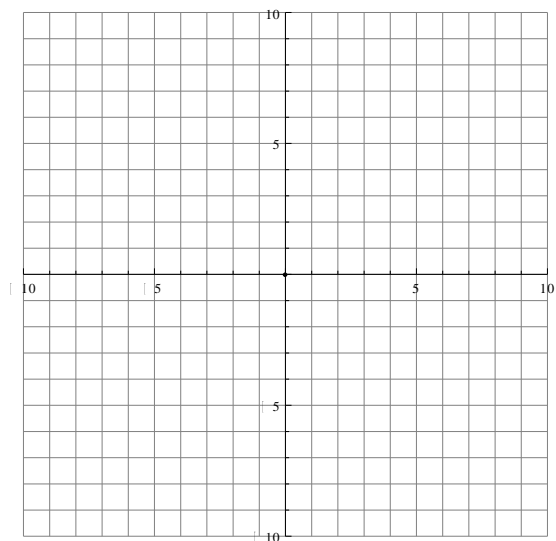
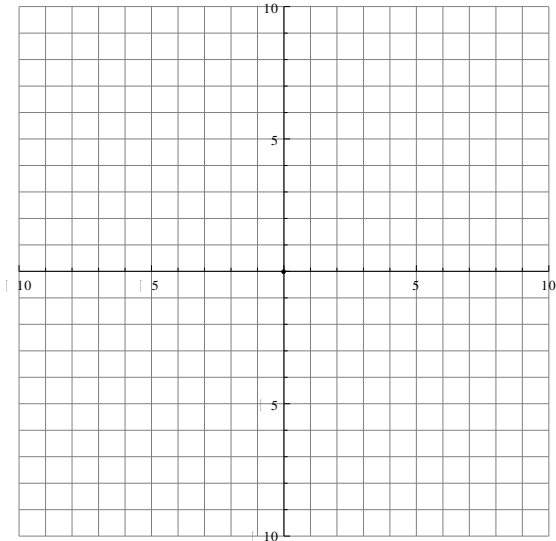
Pick two different numbers for  $h$  and  $k$  (Between  $-5$  and  $5$ )

Now pick two different numbers between  $0$  and  $5$  to use for " $a$ " and " $b$ ". Using your values for " $a$ " and " $b$ ", write the equation:

- a) Making " $a$ " the bigger number, " $b$ " is the smaller      b) Making " $b$ " the bigger number, " $a$ " is the smaller

\_\_\_\_\_

Move your center to  $(h,k)$  and plug in " $a$ " and " $b$ " and graph both. Be sure to label the foci.



\_\_\_\_\_

\_\_\_\_\_

# Acc. Alg2/Trig: Hyperbola Worksheet

Name \_\_\_\_\_

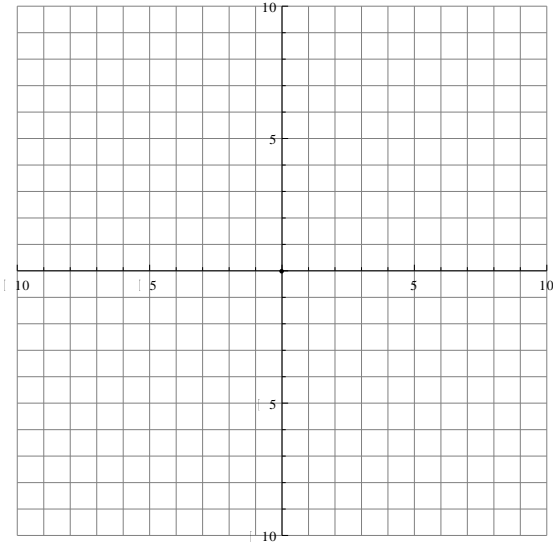
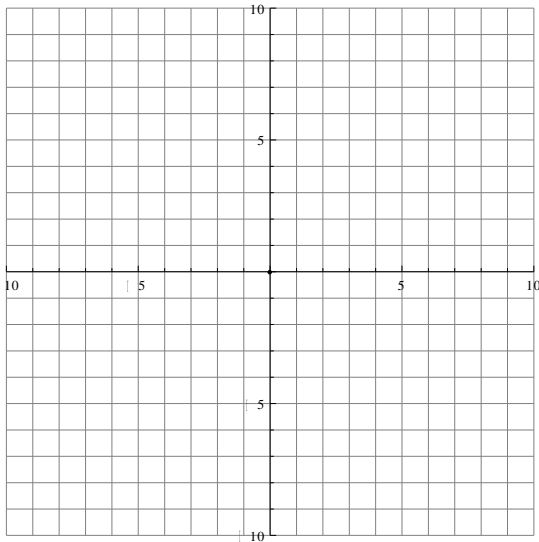
Write down the 2 forms of a hyperbolic equation:

\_\_\_\_\_

Pick two different numbers for h and k (Between -5 and 5). Now pick two different numbers between 0 and 5 to use for "a" and "b". Write the equation for both.

\_\_\_\_\_

Now plug in your values for "a" and "b" and move the center to your (h,k) and graph the result below. Be sure to label the foci and asymptotes. Draw the rectangle used to get the asymptotes.



\_\_\_\_\_